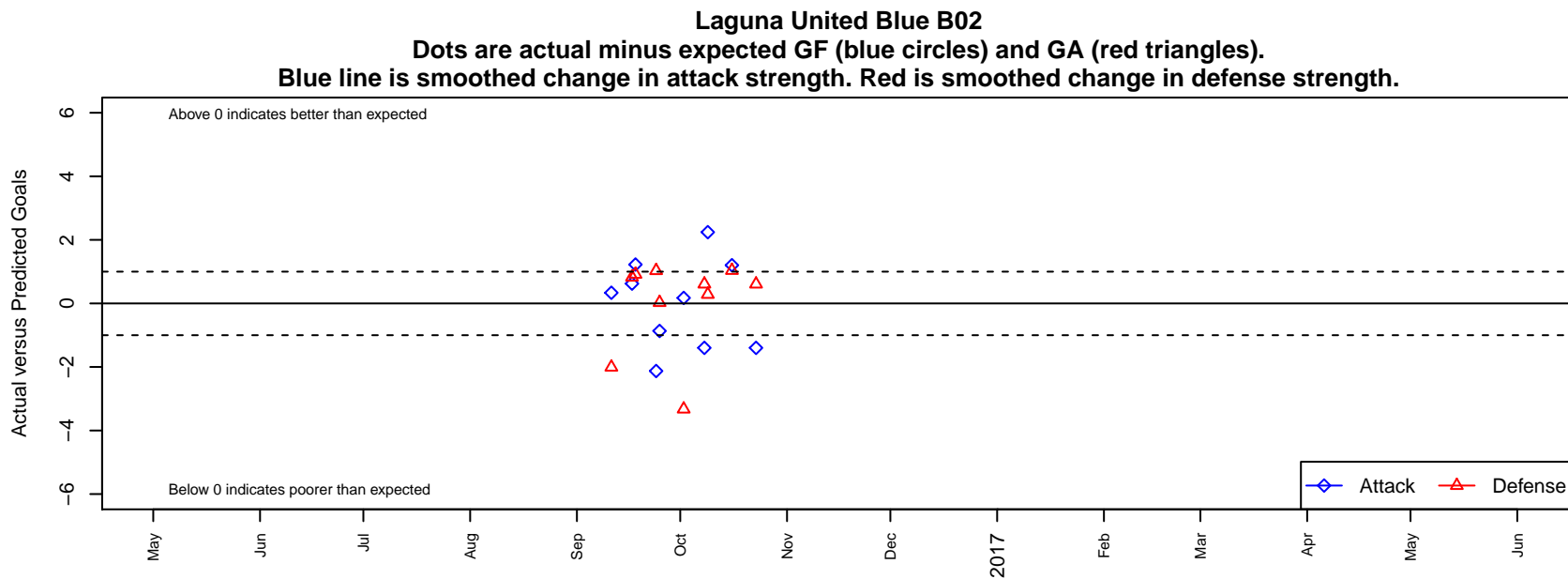


# Laguna United Blue B02

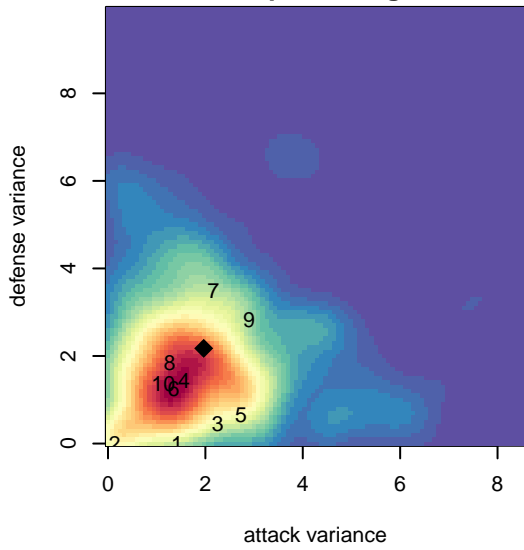
, CAS  
B02 total strength=1574  
attack=19.58 defense=10.95  
fall league = SCDL FI1 U15

alt names used:  
Laguna United FC 2002 Blue

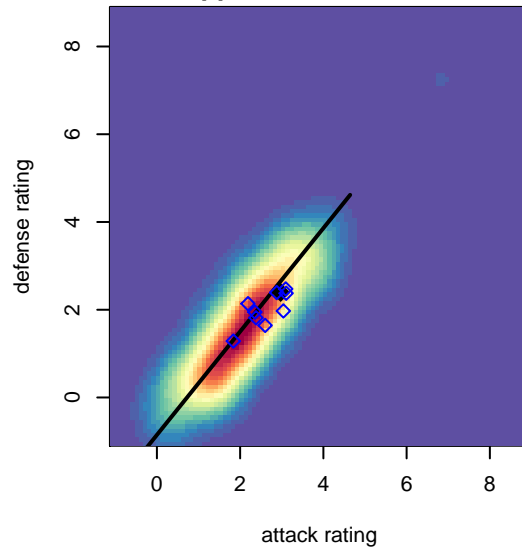
Venues played:  
2016 SCDL FI1 U15



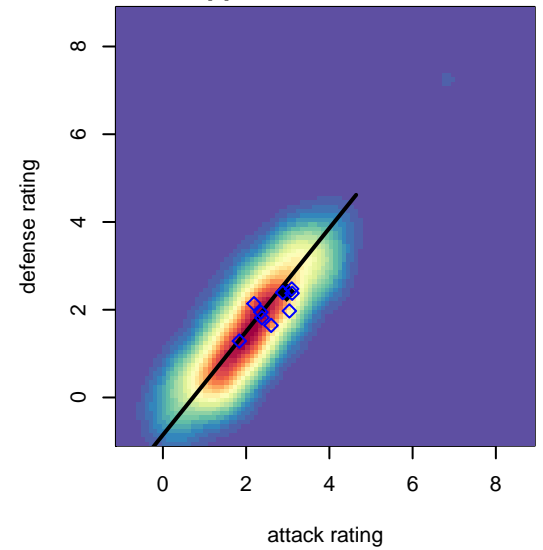
**attack and defense variance (black dot)  
relative to other teams  
and top 10 in region**



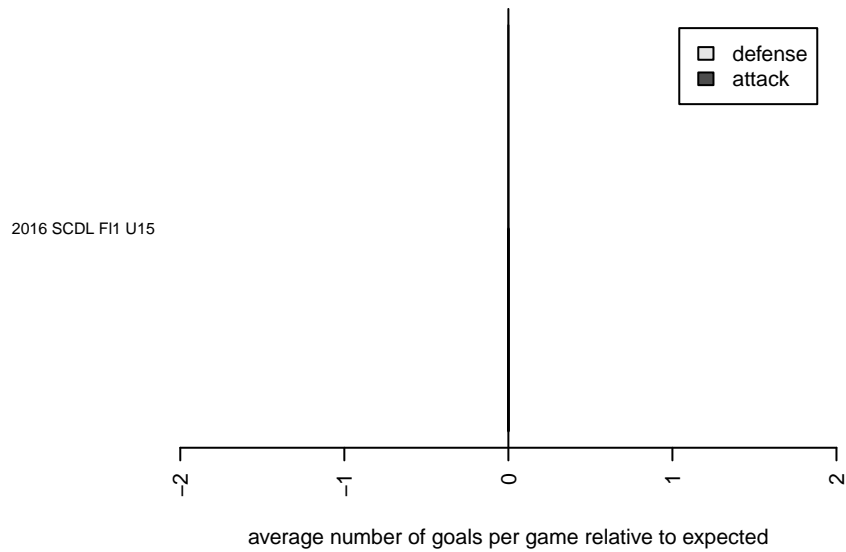
**attack and defense rating  
relative to others at age  
and all opponents in last 13 months**



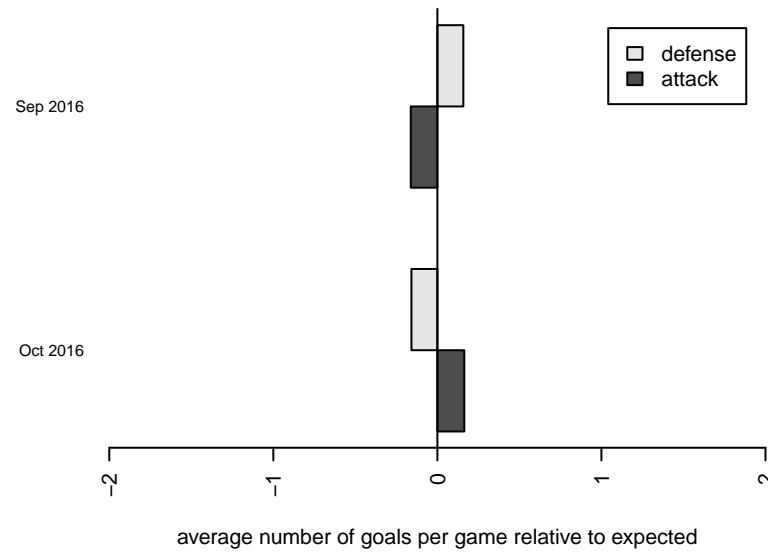
**attack and defense rating  
relative to others at age  
and all opponents in last 13 months**



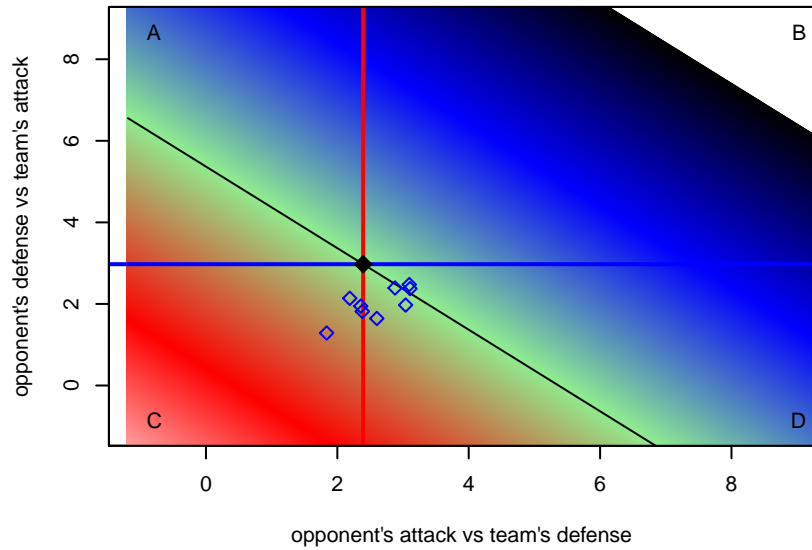
**Performance relative to 13 month average**



**Performance relative to 13 month average**



Distribution of opponents  
 Red = Lose zone, Blue = Win zone, Green = Even  
 Black line separates win/lose zones



lot. A=Neither has attack advantage, B=Opponent has both attack and defense advantage, C=Opponent has both attack and defense disadvantage, D=Both have

<b>date</b>	<b>home</b>		<b>away</b>		<b>venue</b>	<b>pred.home</b>	<b>pred.away</b>
2016-10-23	Laguna United Blue B02	4	Pateadores Huntington Beach Blue B02	0	2016 SCDL F11 U15	5.40	0.61
2016-10-16	Strikers FC Irvine B02	1	Laguna United Blue B02	3	2016 SCDL F11 U15	2.04	1.80
2016-10-09	Laguna United Blue B02	6	Pateadores Irvine B02	1	2016 SCDL F11 U15	3.76	1.28
2016-10-08	Laguna United Blue B02	4	Pateadores Huntington Beach Blue B02	0	2016 SCDL F11 U15	5.40	0.61
2016-10-02	San Diego Surf SC Academy Select B02	5	Laguna United Blue B02	2	2016 SCDL F11 U15	1.67	1.83
2016-09-25	Laguna United Blue B02	2	San Diego SC Academy Navy B02	1	2016 SCDL F11 U15	2.87	1.03
2016-09-24	Laguna United Blue B02	1	Pateadores PVL Blue B02	0	2016 SCDL F11 U15	3.13	1.03
2016-09-18	Strikers FC Mission Viego B02	1	Laguna United Blue B02	4	2016 SCDL F11 U15	1.92	2.78
2016-09-17	Del Mar Sharks White B02	0	Laguna United Blue B02	3	2016 SCDL F11 U15	0.83	2.38
2016-09-11	Irvine Slammers B02	4	Laguna United Blue B02	2	2016 SCDL F11 U15	1.99	1.66